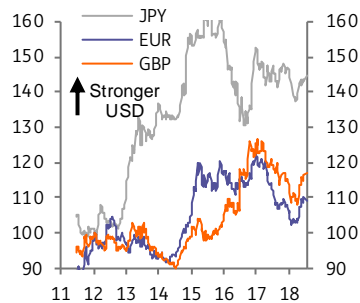


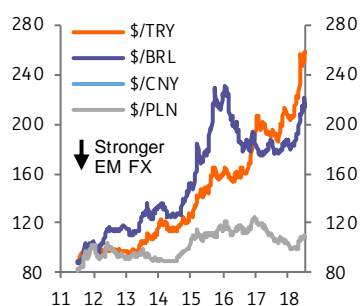
23 July 2018  
 FX Strategy

# FX talking

## Trump gives and Trump takes (the USD strength)

**USD/Majors (30 Jan 09=100)**


Source: Reuters, ING

**USD/EM (30 Jan 09=100)**


Source: Reuters, ING

President Trump's criticism of China and EU for manipulating exchange rates and the Fed for hiking rates reversed some of the USD strength. As for near-term implications, this should put some floor under EUR/USD, limit further USD/JPY upside and in the absence of the escalating trade wars be supportive of EM FX.

However, as the Fed policy path is set to remain intact for now (in the direction of a further gradual tightening) and the trade war overhang being firmly in place, the broad-based USD weakness of EM FX rally may not last for too long and can be easily derailed.

The price of GBP continues to reflect an enigma of uncertainties: a fragile UK government, uncertainty over the Brexit end-state and economic policy uncertainty. Risks are that EUR/GBP heads to 0.92 in 3Q if Brexit noise picks up.

In the Latam space, we remain wary of BRL as the room for a surge in voter support for the establishment candidate (ie, Geraldo Alckmin) is relatively limited. We expect demand for FX hedge to remain high and result in additional BRL weakness.

Asian FX will be particularly vulnerable to the impacts of this developing trade war. With CNY weakness fully in place, the next wave of the trade war may hit Asia's commodity currencies hardest (MYR and IDR).

In the CEE FX space, we remain negative on HUF and look for EUR/HUF to re-test the 330 level this summer. Further tightening from the CNB this year should be supportive of CZK, but this may not a story for the August CNB meeting.

### ING FX forecasts

	EUR/USD		USD/JPY		GBP/USD
1M	1.17	=	111	=	1.30
3M	1.17	=	110	=	1.36
6M	1.23	>	110	>	1.39
12M	1.30	>	105	<	1.48
	EUR/GBP		EUR/CZK		EUR/PLN
1M	0.90	>	25.80	>	4.30
3M	0.88	<	25.50	>	4.25
6M	0.88	<	25.20	>	4.20
12M	0.86	<	24.80	<	4.17
	USD/CNY		USD/MXN		USD/BRL
1M	6.80	=	19.00	<	3.90
3M	6.90	>	18.80	<	4.20
6M	7.00	>	18.70	<	3.75
12M	6.80	=	18.60	<	3.75

> / = / < indicates our forecast for the currency pair is above/in line with/below the corresponding market forward or NDF outright

Source: Bloomberg, ING

### FX performance

	EUR/USD	USD/JPY	EUR/GBP	EUR/NOK	NZD/USD	USD/CAD
%MoM	0.4	1.1	1.7	1.2	-2.4	-0.1
%YoY	1.5	-0.5	0.4	2.6	-7.9	4.4
	USD/UAH	USD/KZT	USD/BRL	USD/ARS	USD/CNY	USD/TRY
%MoM	0.6	2.3	1.4	2.6	5.7	1.3
%YoY	2.2	6.1	20.3	61.5	0.8	34.4

Source: Bloomberg, ING

#### Chris Turner

Head of Foreign Exchange Strategy  
 London +44 20 7767 1610  
 chris.turner@ing.com

#### Petr Krpata, CFA

Chief EMEA FX and IR Strategist  
 London +44 20 7767 6561  
 petr.krpata@ing.com

#### Viraj Patel

Foreign Exchange Strategy  
 London +44 20 7767 6405  
 viraj.patel@ing.com

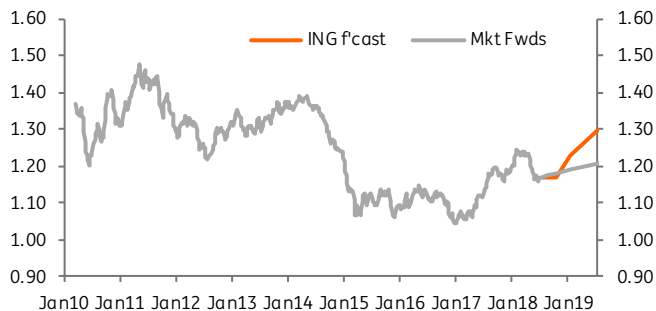
View all our research on Bloomberg at  
 ING5<GO>

# Developed markets

## EUR/USD

Trump putting a floor under EUR/USD

**Current spot: 1.17**



Source: Bloomberg, ING

- The latest President Trump criticism of (a) China and EU for manipulating their exchange rates; and (b) the Fed for hiking interest rates are likely to put some floor under EUR/USD. The cross continues to exert a degree of short-term risk premia (around 1.5% based on our estimates).
- Yet, the ongoing trade war overhang (with auto tariffs being the key risk to EUR) and the ECB dovish forward rate guidance on rates equally make near-term EUR/USD upside limited.
- All this suggests EUR/USD hovering around the 1.1700 level in coming weeks. With the ECB already providing a guidance on QE and deposit rates in June, the July ECB meeting should be a non-event for the euro.

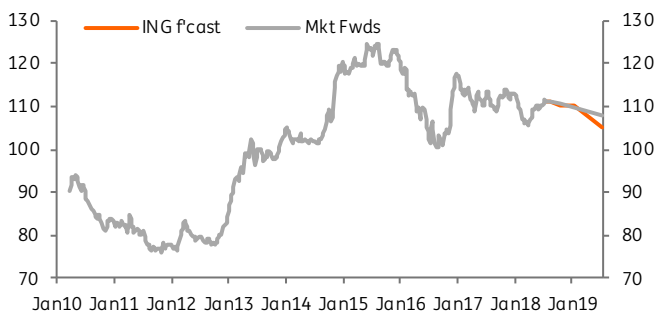
<b>ING forecasts (mkt fwd)</b>	<b>1M 1.17 (1.174)</b>	<b>3M 1.17 (1.179)</b>	<b>6M 1.23 (1.188)</b>	<b>12M 1.30 (1.207)</b>
--------------------------------	------------------------	------------------------	------------------------	-------------------------

Chris Turner, London +44 20 7767 1610

## USD/JPY

Yen dynamics shift from bearish to bullish on Trump & BoJ

**Current spot: 111.31**



Source: Bloomberg, ING

- While USD/JPY's breakout above 112 attracted some attention – with the yen not exhibiting its typical safe-haven characteristics amid being caught-up in the Asia FX sell-off – [President Trump's antagonistic comments on Fed policy and \\$ strength](#) means that the cross may well have posted a short-term top for the summer.
- The yen's domestic story remains marred by downside risks to Japanese GDP in a global trade war. But speculation the BoJ may make some minor policy tweaks has lifted JGB yields; any follow-through will be seen as a hawkish move and a big JPY positive.
- We see the yen flipping back to being a safe-haven if the US opts to push ahead with auto tariffs. USD/JPY risks to 105-108 on this.

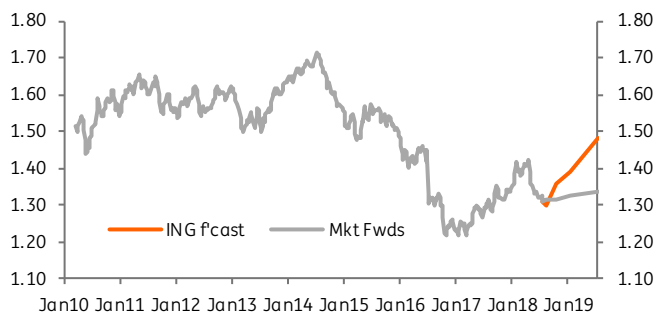
<b>ING forecasts (mkt fwd)</b>	<b>1M 111.00 (111.0)</b>	<b>3M 110.00 (110.6)</b>	<b>6M 110.00 (109.8)</b>	<b>12M 105.00 (108.1)</b>
--------------------------------	--------------------------	--------------------------	--------------------------	---------------------------

Chris Turner, London +44 20 7767 1610

## GBP/USD

Risk of 1.27-1.28 in 3Q18 if Westminster storm continues

**Current spot: 1.31**



Source: Bloomberg, ING

- All the positive drivers for Cable have turned on their head of late – with a strong \$ (weak global economy), UK political uncertainty and a muted UK economic cycle all weighing on the pound.
- While a cyclical top in the USD rally may place a floor on GBP/USD around 1.30 for now, we feel that near-term Brexit 'No Deal' risks may stay elevated as the UK government struggles to agree on a clear plan. PM May's fragile leadership will keep investors nervous.
- [We think the stormy political clouds over Westminster will stay in place until at least Oct](#) – and are confined to pencilling in a 1.27-1.28 trough for GBP/USD in 3Q18. This accounts for a large degree of political uncertainty – and is in spite of a likely August BoE hike.

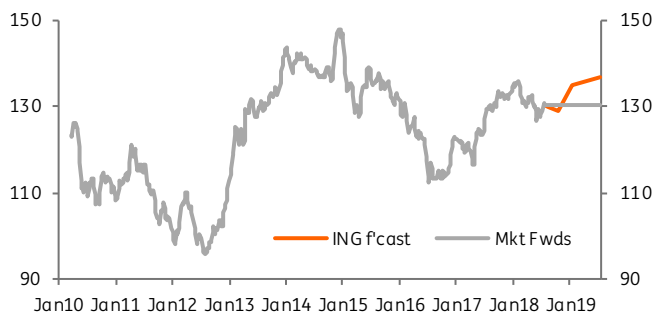
<b>ING forecasts (mkt fwd)</b>	<b>1M 1.30 (1.31)</b>	<b>3M 1.36 (1.32)</b>	<b>6M 1.39 (1.32)</b>	<b>12M 1.48 (1.33)</b>
--------------------------------	-----------------------	-----------------------	-----------------------	------------------------

Viraj Patel, London +44 20 7767 6405

## EUR/JPY

Notable downside risks this summer

Current spot: 130.3



Source: Bloomberg, ING

- US equity markets have held up well in spite of growing global trade tensions. Yet, there has been a notable underperformance in the more domestic Russell 2000 index versus the much more international S&P 500. If auto imports from the EU are next to be subject to tariffs, we think equities would turn decisively lower.
- The nature of this shock would be relatively negative for the more cyclical EUR – thus presenting EUR/JPY as a speculative short.
- Helping EUR/JPY recently may have been Japanese demand for higher yielding Eurozone debt – with fund managers seeing the Italian sell-off as a buying opportunity for long-term EZ debt. We have a tough time seeing upside risks to EUR/JPY this summer.

ING forecasts (mkt fwd)	1M 130.00 (130)	3M 129.00 (130)	6M 135.00 (130)	12M 137.00 (131)
-------------------------	-----------------	-----------------	-----------------	------------------

Chris Turner, London +44 20 7767 1610

## EUR/GBP

Politics to outweigh the economics for GBP in 3Q18

Current spot: 0.89



Source: Bloomberg, ING

- The price of GBP continues to reflect an enigma of uncertainties: a fragile UK government, uncertainty over the Brexit end-state and economic policy uncertainty. GBP is cheap – but the political chaos in the UK makes it a good reason to trade at a discount.
- Despite the BoE likely to raise rates in August, we believe the politics will continue to outweigh the economics for GBP in the short-term – especially if the Brexit strategy of the UK government remains one that is seemingly trying to fit a square peg in a round hole. Risks are that EUR/GBP heads to 0.92 in 3Q if Brexit noise picks up.
- We could be positively surprised by Brexit progress and a possible last-minute deal. This will help EUR/GBP move back to 0.85-0.87.

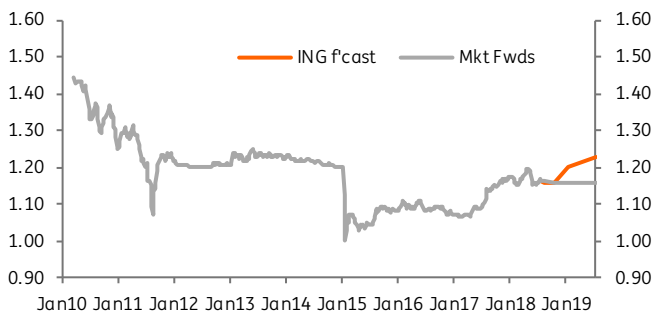
ING forecasts (mkt fwd)	1M 0.90 (0.89)	3M 0.88 (0.90)	6M 0.88 (0.90)	12M 0.86 (0.90)
-------------------------	----------------	----------------	----------------	-----------------

Viraj Patel, London +44 20 7767 6405

## EUR/CHF

Rally delayed amid rising trade war tensions

Current spot: 1.16



Source: Bloomberg, ING

- The Swiss franc is set to remain bid this summer as global trade war tensions are likely to stay elevated. Yet despite the headline risks, markets hold a significantly short CHF position against the USD. Should the \$ face pressure from Trump jawboning, a large unwind in long USD/CHF positions may keep CHF pairs supported.
- The SNB has cut its 2020 inflation forecast – and has said there's less reason to adjust policy. We could never understand why markets felt the SNB could hike in 1Q19. We still expect the SNB to hike well after the ECB – potentially not until early 2020.
- FX intervention remains part of SNB toolkit, thus we see EUR/CHF downside limited and temporary below the 1.15 area.

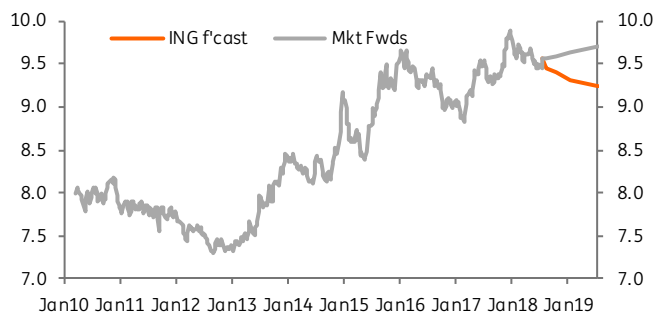
ING forecasts (mkt fwd)	1M 1.16 (1.16)	3M 1.16 (1.16)	6M 1.20 (1.16)	12M 1.23 (1.16)
-------------------------	----------------	----------------	----------------	-----------------

Chris Turner, London +44 20 7767 1610

## EUR/NOK

### NB tightening to provide support to NOK

**Current spot: 9.60**



Source: Bloomberg, ING

- EUR/NOK spiked in the second half of July hand in hand with the declining in oil price. Falling commodity prices more than offset the NOK's support from the hawkish Norges Bank (NB).
- During the June meeting, the NB explicitly confirmed its intention to raise rates in September, making it (along with the BoE and the CNB) the hawkish outlier in the European central banking space. While NOK is currently under pressure, we expect the NB policy to provide a cushion to krone and eventually translate into NOK gains, with EUR/NOK moving to the 9.40 level by September.
- Given the clear divergence between the stances of Norges Bank and Riksbank and its implication for the respective currencies, we expect NOK/SEK to move above the 1.10 level in coming months.

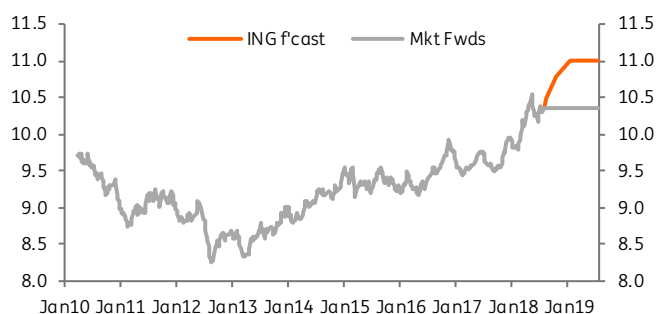
<b>ING forecasts (mkt fwd)</b>	<b>1M</b> 9.45 (9.57)	<b>3M</b> 9.40 (9.60)	<b>6M</b> 9.30 (9.64)	<b>12M</b> 9.25 (9.72)
--------------------------------	-----------------------	-----------------------	-----------------------	------------------------

**Petr Krpata, London +44 20 7767 6561**

## EUR/SEK

### Very vulnerable to global trade tensions

**Current spot: 10.40**



Source: Bloomberg, ING

- We look for higher EUR/SEK in the coming months as the risk of escalating trade tension, the lower summer liquidity and the cheap cost of shorting SEK (the second lowest in the G10 FX space) make SEK vulnerable.
- While there was one more dissenter against the current loose policy set up and the Riksbank continues to signal a hike in 4Q18, we expect it to remain on hold in coming quarters as underlying inflation shows little signs of picking up. We don't expect Riksbank to materially front run the ECB in terms of rate increases.
- While SEK remains cheap vs EUR on a medium-term basis, we see few catalysts for the undervaluation to correct. We look for EUR/SEK to break above the 10.50 level in coming months.

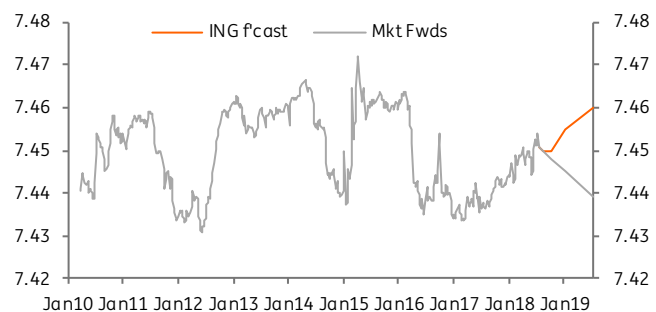
<b>ING forecasts (mkt fwd)</b>	<b>1M</b> 10.50 (10.35)	<b>3M</b> 10.80 (10.35)	<b>6M</b> 11.00 (10.35)	<b>12M</b> 11.00 (10.36)
--------------------------------	-------------------------	-------------------------	-------------------------	--------------------------

**Petr Krpata, London +44 20 7767 6561**

## EUR/DKK

### The DN mimicking the ECB

**Current spot: 7.451**



Source: Bloomberg, ING

- EUR/DKK showed some modest gains during the first part of July as easing pressure on risk assets sent the cross higher.
- With the ECB striking a more dovish tone in relation to its interest rate forward guidance during the June meeting, the DN mimicking the ECB is likely to keep interest rates unchanged at least until summer next year.
- With EUR/DKK still below the central rate of 7.46038, there is indeed no pressing need for the central bank to adjust its current policy stance. We look for EUR/DKK to trade round the 7.4500 level in coming months, yet slowly but surely converge towards the central parity rate over the next quarters as the ECB policy becomes less expansionary.

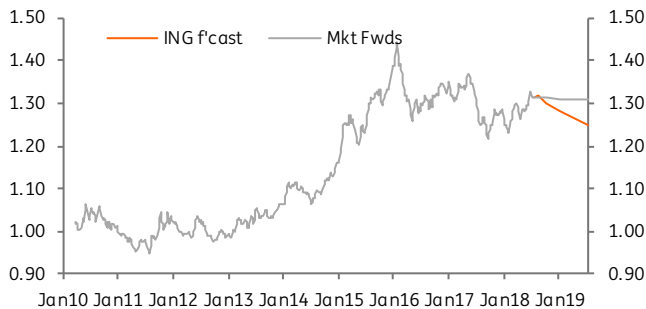
<b>ING forecasts (mkt fwd)</b>	<b>1M</b> 7.450 (7.450)	<b>3M</b> 7.450 (7.448)	<b>6M</b> 7.455 (7.445)	<b>12M</b> 7.460 (7.439)
--------------------------------	-------------------------	-------------------------	-------------------------	--------------------------

**Petr Krpata, London +44 20 7767 6561**

## USD/CAD

Bank of Canada hikes... CAD falls on external risks

Current spot: 1.316



Source: Bloomberg, ING

- While the BoC delivered a 25bp rate hike in July – and noted that higher rates will be warranted in the future – CAD investors were unflustered; the loonie weakened to its lowest level since the BoC began tightening. A strong USD, weaker terms of trade (lower oil) and US trade policy risks have been the bigger CAD driving forces.
- NAFTA progress continues to stagnate; there’s an element of CAD markets giving up hope and expecting the worst (short USD/CAD positions are at their highest in over a year). While we believe the pair is overvalued on a short-term basis above 1.32, we’ll need to see some positive NAFTA news to see a corrective move to 1.30.
- An escalation in US trade tensions could see USD/CAD up at 1.36.

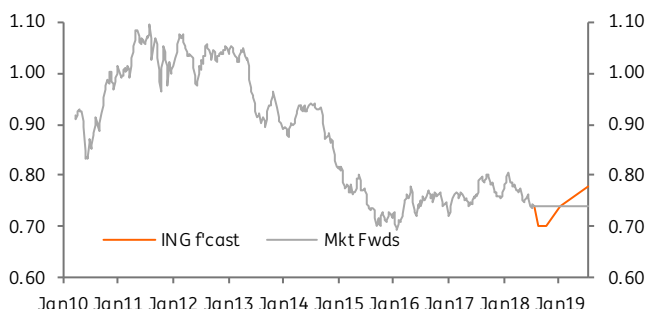
ING forecasts (mkt fwd)	1M 1.32 (1.31)	3M 1.30 (1.31)	6M 1.28 (1.31)	12M 1.25 (1.31)
-------------------------	----------------	----------------	----------------	-----------------

Viraj Patel, London +44 20 7767 6405

## AUD/USD

A major casualty of the current US policy mix

Current spot: 0.74



Source: Bloomberg, ING

- The current US policy mix is particularly toxic for the AUD; higher US rates (due to a relentlessly hawkish Fed) and sliding industrial metal prices (a by-product of the US-China trade war) is weighing heavily on the currency – keeping AUD/USD anchored below 0.75.
- While there’s always the risk of a short-term squeeze, our view of a further escalation in the global trade war narrative means that we have a big picture negative outlook on high-beta FX. AUD risks falling to 0.70 if the US follow-through with \$200bn China tariffs.
- With the Australian economy stuck in ‘lowflation’ mode, we think the RBA will be one of the last of the G10 FX central banks to hike. While the \$ rally may fizzle, risks of a big AUD move higher is low.

ING forecasts (mkt fwd)	1M 0.70 (0.739)	3M 0.70 (0.739)	6M 0.74 (0.740)	12M 0.78 (0.741)
-------------------------	-----------------	-----------------	-----------------	------------------

Viraj Patel, London +44 20 7767 6405

## NZD/USD

Global headwinds outweigh decent domestic news

Current spot: 0.68



Source: Bloomberg, ING

- It’s been a turbulent summer for NZD/USD – which fell to a fresh multi-year low below 0.67 as global trade war fears rose sharply.
- Aside from the external global headwinds, the local NZD outlook has turned slightly more favourable; the 2Q NZ CPI report saw the RBNZ’s core inflation measure pick up to 1.7% YoY (a 7-year high) and this is likely to provide some comfort to central bank officials. It’s too early to see any explicit hawkish shift from the RBNZ – but 2Y NZ rates look to have bottomed out (may begin to move up).
- We think the move lower in NZD/USD may hit a pause for now as the US dollar rally comes to end. An escalation in the global trade war and sell-off in risky assets would take NZD/USD down to 0.65.

ING forecasts (mkt fwd)	1M 0.65 (0.679)	3M 0.65 (0.679)	6M 0.70 (0.680)	12M 0.75 (0.681)
-------------------------	-----------------	-----------------	-----------------	------------------

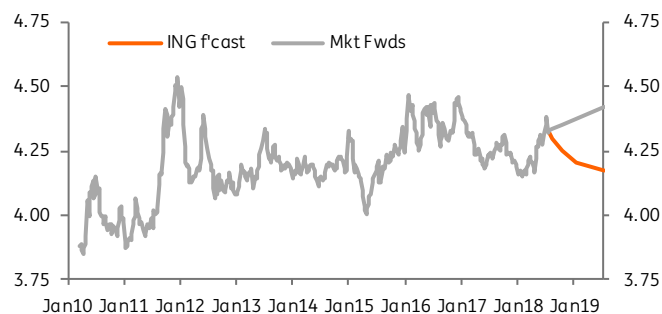
Viraj Patel, London +44 20 7767 6405

# Emerging markets

## EUR/PLN

Polish activity data call for end of Eurozone slowdown

Current spot: 4.33



Source: Bloomberg, ING

- A turnaround in Eurozone activity data for May and EM assets rebound helped PLN to recover 10 figures against the euro in July. The sharp PLN rise was followed by a technical correction, which opened a way for further strengthening if not trade wars risk.
- We find Polish activity data leading Eurozone figures due to a very close relation of Polish manufacturing with German supply chain. Positive surprises with the Polish IP in May-June call for an end of the Eurozone soft patch. Given that the sentiment towards CEE FX should improve, although trade wars risk persists.
- The Trumps tariffs for the Eurozone automotive are CEE FX negative, but the least for PLN due to Poland's diversified exports.

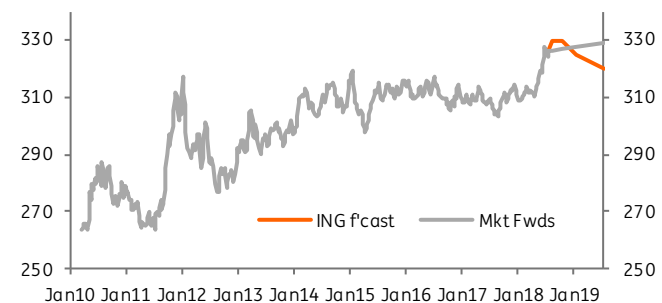
ING forecasts (mkt fwd)	1M 4.30 (4.33)	3M 4.25 (4.35)	6M 4.20 (4.37)	12M 4.17 (4.42)
-------------------------	----------------	----------------	----------------	-----------------

Rafal Benecki, Warsaw +48 22 820 4696

## EUR/HUF

The recently found stability could be an illusion

Current spot: 326.3



Source: Bloomberg, ING

- We remain wary of HUF as the NBH keeps the monetary policy loose, it is unwilling to tighten and a softer HUF may re-start the inflation concerns. We look for EUR/HUF to re-test 330 in summer.
- The swift move in EUR/HUF from 330 down to 322 in the first half of July was largely positioning driven and doesn't in our view reflect a changing perception of HUF. The market currently expects a very tight NBH policy but we hardly see the NBH rising rates meaningfully before the ECB.
- The next turning point could come as soon as in September, when the NBH will update its inflation report. However, with the oil prices heading south, we hardly see a change in its dovishness. This in turn keeps downside risks to HUF in place.

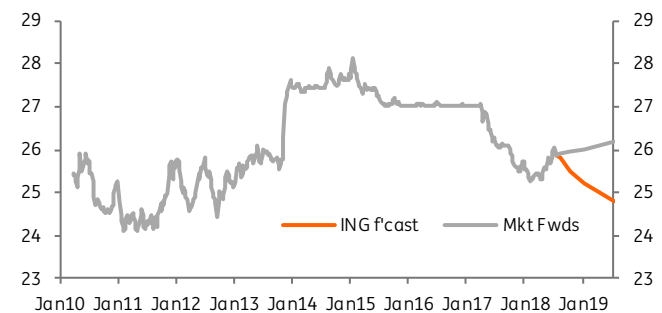
ING forecasts (mkt fwd)	1M 330.00 (326.5)	3M 330.00 (326.9)	6M 325.00 (327.4)	12M 320.00 (329.3)
-------------------------	-------------------	-------------------	-------------------	--------------------

Petr Krpata, London +44 20 7767 6561, Péter Virovác, Budapest +36 1 235 8757

## EUR/CZK

Additional CNB hikes in 2H18 (but not Aug) to support CZK

Current spot: 25.86



Source: Bloomberg, ING

- We don't expect the CNB to deliver another 25bp hike in August, despite stronger CPI, which risen to 2.6%YoY. The rise was largely driven by non-monetary relevant factors and the CNB itself acknowledged that more than 2/3 of the deviation from its own CPI forecast was caused by the oil and food prices.
- Still, the monetary policy is in a need of normalization and further hikes (1 or even 2) are likely to come in the September and November meetings. This should support koruna, though it is still strongly influenced by global factors.
- After range trading in forthcoming weeks, we expect CZK to slightly appreciate closer towards the 25.50 level in 3 months, supported by a more hawkish CNB stance.

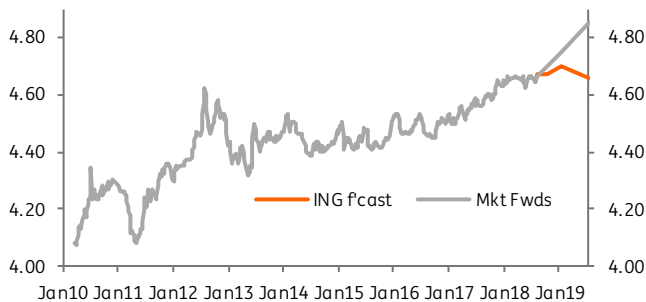
ING forecasts (mkt fwd)	1M 25.80 (25.90)	3M 25.50 (25.94)	6M 25.20 (25.98)	12M 24.80 (26.16)
-------------------------	------------------	------------------	------------------	-------------------

Petr Krpata, London +44 20 7767 6561, Jakub Seidler, Prague +420 257 474 432

## EUR/RON

Official offers and high carry protecting the leu

Current spot: 4.65



Source: Bloomberg, ING

- The leu has been diverging from peers during the recent sell-off in emerging market currencies. The decoupling has been on very large volumes supporting the idea of official offer in EUR/RON. We estimate May and June interventions at a total of up to EUR2.5bn. The NBR stance, together with the high carry make leu seem well protected for now. The NBR governor mentioned that “the central bank welcomes a stronger monetary policy stance”. We see another rate hike this autumn.
- Tensions between the president and ruling coalition have diminished somewhat, after the president dismissed the chief anti-corruption prosecutor, but other topics are in the pipeline.

ING forecasts (mkt fwd)	1M 4.70 (4.67)	3M 4.68 (4.70)	6M 4.70 (4.75)	12M 4.67 (4.86)
-------------------------	----------------	----------------	----------------	-----------------

Ciprian Dascalu, Bucharest +40 31 406 89 90

## EUR/HRK

Seasonal inflows to support HRK

Current spot: 7.40



Source: Bloomberg, ING

- On 6 July, Fitch upgraded the outlook for Croatia to positive, while maintaining its ‘BB+’ rating. Sound fiscal metrics and the current account surplus were the main reasons cited. On the weaker side, the economy’s ‘euroisation’ is noted, as well as the low potential growth.
- On 13 July, the Croatian Parliament reappointed Boris Vujcic as central bank governor for another six-year mandate. Though largely expected, this should reconfirm the current central bank policy stance focused on currency stability against the euro.
- Joining ERM II by 2020 is feasible, but adopting the euro by 2023 looks less probable after the rules of the game have slightly changed as [Bulgaria recently found out](#).

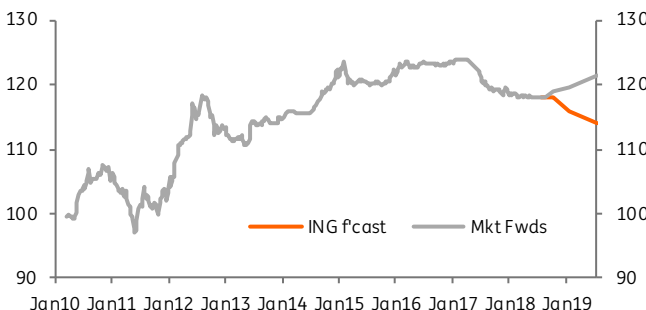
ING forecasts (mkt fwd)	1M 7.36 (7.40)	3M 7.33 (7.41)	6M 7.30 (7.43)	12M 7.30 (7.45)
-------------------------	----------------	----------------	----------------	-----------------

Ciprian Dascalu, Bucharest +40 31 406 89 90

## EUR/RSD

RSD backed by debt inflows

Current spot: 118.0



Source: Bloomberg, ING

- The NBS continued to intervene in July to curb RSD appreciation as rate cutting cycle was stopped on external uncertainties and inflation picking-up. The NBS bought EUR350m in June and almost EUR100m in July up to date.
- S&P and Fitch reaffirmed Serbia’s ‘BB’ rating last month, both giving it a stable outlook on the back of improving external position, public finances and public debt metrics.
- The current account is widening and could reach -6.3% of GDP this year. Its structure, however, is improving as it relates more to investment-related imports. The net FDI’s should comfortably cover the gap.

ING forecasts (mkt fwd)	1M 118 (118.1)	3M 118 (118.9)	6M 116 (119.6)	12M 114 (121.5)
-------------------------	----------------	----------------	----------------	-----------------

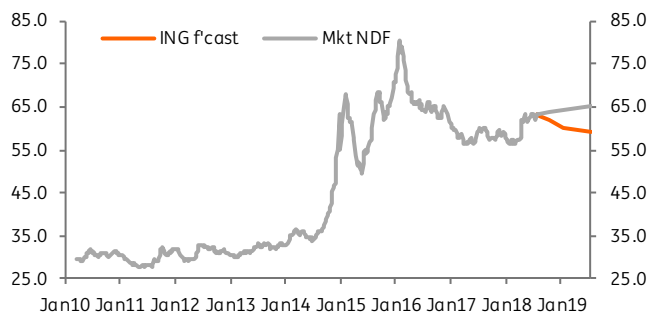
Ciprian Dascalu, Bucharest +40 31 406 89 90



## USD/RUB

Benefiting from stable and high real rates

Current spot: 63.14



Source: Bloomberg, ING

- With the CBT signalling pro-inflationary risks stemming from the VAT rise next year, the central bank should stay on hold in July, keeping RUB's attractive carry and real rates in place.
- While the recent decline in oil prices weighed on RUB somewhat, the ruble depreciation was muted with the RUB correlation to the oil price declining modestly in July
- We look for a fairly range bound USD/RUB in coming weeks, with a downward bias towards the 60 level by the year end. We see RUB as the most attractive EMEA high yielder given its lower volatility, stable and high real rates and more predictable domestic politics. The fiscal rule also contributes to the more stable RUB volatility.

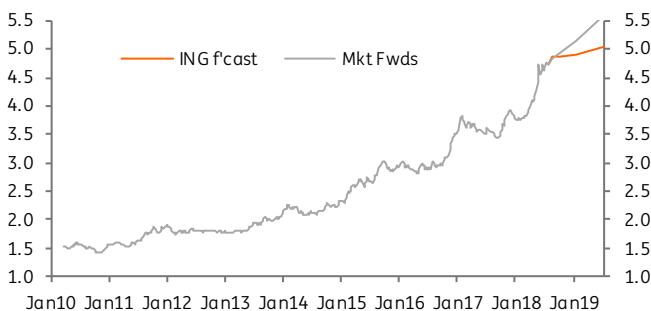
ING forecasts (mkt fwd)	1M 63.00 (63.35)	3M 62.00 (63.72)	6M 60.00 (64.28)	12M 59.00 (65.38)
-------------------------	------------------	------------------	------------------	-------------------

Petr Krpata, London +44 20 7767 6561

## USD/TRY

Challenging times for TRY

Current spot: 4.74



Source: Bloomberg, ING

- We expect the CBT to deliver a measured 100bp tightening on the back of the sharp deterioration in the inflation outlook, ongoing deterioration in forward-looking expectations, the external imbalances, on a rising path since early 2016 and resulting larger financing needs although the rebalancing has already started and likely be the main theme in the rest of 2018.
- Any deterioration in global risk appetite and a further change in the risk attitude towards Turkey in the face of the current inflation uptrend along with other ongoing macro vulnerabilities, imply the importance of keeping rate buffer strong. In the near term, global sentiment, new cabinet's economic policy perspective as well the July MPC outcome would determine TRY's performance.

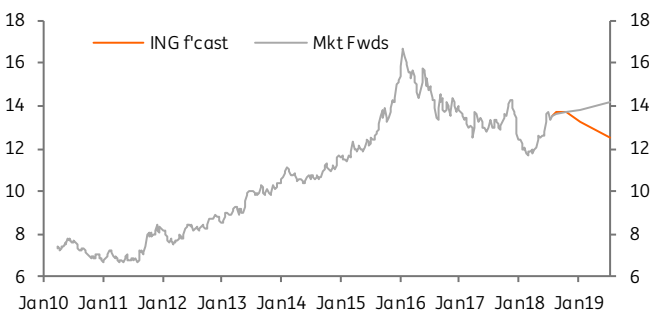
ING forecasts (mkt fwd)	1M 4.85 (4.88)	3M 4.85 (5.01)	6M 4.90 (5.23)	12M 5.05 (5.66)
-------------------------	----------------	----------------	----------------	-----------------

Muhammet Mercan, Istanbul +90 212 329 0751

## USD/ZAR

SARB in hurry to provide a support to ZAR

Current spot: 13.53



Source: Bloomberg, ING

- Although assessing risks to the inflation as being on the upside, the SARB left rates unchanged in the July meeting as CPI is not expected to move out of the 3-6% tolerance band and the growth outlook deteriorated.
- With SARB in no hurry to provide support to ZAR (since the previous SARB meeting in May, ZAR was the second worst performing EM currency, only surpassed by ARS) and the threat of global trade wars alive, USD/ZAR should remain under upward pressure during the summer months.
- We estimate ZAR as being the only overvalued currency among the three EMEA high yielders (vs undervalued TRY and RUB), suggesting a limited scope for a ZAR strength.

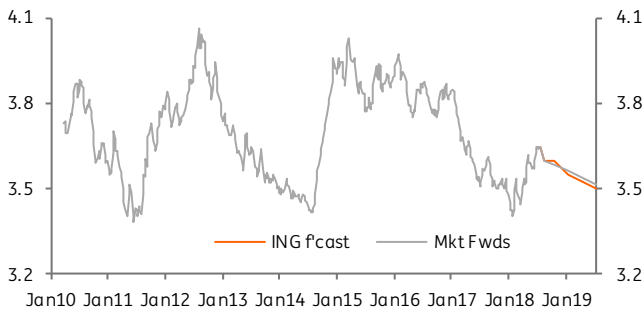
ING forecasts (mkt fwd)	1M 13.70 (13.59)	3M 13.75 (13.69)	6M 13.25 (13.85)	12M 12.50 (14.17)
-------------------------	------------------	------------------	------------------	-------------------

Petr Krpata, London +44 20 7767 6561



## USD/ILS

### Following the EUR/USD



Source: Bloomberg, ING

**Current spot: 3.64**

- For the first time in four years, the Israel CPI moved back into the 1-3% tolerance band, rising to 1.3%YoY in June. We don't expect it to have major near-term implication for Bol outlook, with the central bank to likely stay on hold this year.
- USD/ILS price action seems to be primarily driven by the EUR/USD, with its correlation to ILS increasing and being close to the multi-quarter highs. Indeed, the bulk of this year ILS sell off coincided with the April-May EUR/USD fall, while USD/ILS stabilised in recent weeks in line with EUR/USD.
- The upgrade in Moody's credit rating outlook from stable to positive is a marginal positive for ILS. We look for flat USD/ILS in coming weeks in line with flattish EUR/USD.

ING forecasts (mkt fwd)	1M	3M	6M	12M
	3.60 (3.60)	3.60 (3.58)	3.55 (3.56)	3.50 (3.51)

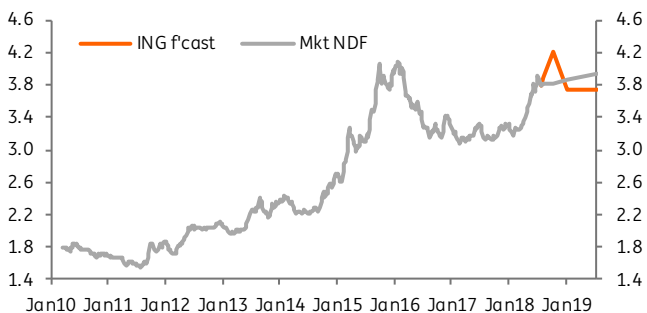
**Petr Krpata, London +44 20 7767 6561**

# LATAM

## USD/BRL

### A temporary reprieve

**Current spot: 3.80**



Source: Bloomberg, ING

- The recent stability in the USD helped stabilise the BRL, allowing the central bank to temporarily halt its FX intervention program. But we remain bearish about the BRL, and still consider the currency to be among the most vulnerable in the EM space.
- Brazilian officials continue to vow to fight any “excessive” depreciation in the real with FX intervention. But, in our view, intervention serves mostly to delay the currency’s adjustment.
- A weaker BRL is justified by Brazil’s precarious fiscal accounts and the challenges the next administration will face next year to reverse its explosive debt trajectory. Demand for FX hedge should remain high amid weak prospects for electing an establishment candidate in the October election. We consider the equilibrium level for the USD/BRL to be closer to 4-4.2, ahead of the race. A surge in voter support for an establishment candidate (ie, Geraldo Alckmin) is the main risk to our more pessimistic BRL call.

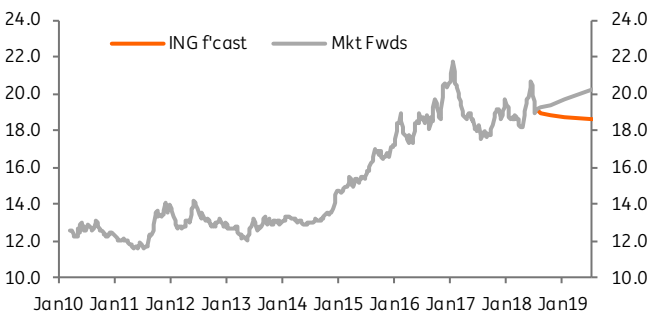
<b>ING forecasts (NDF)</b>	<b>1M</b> 3.90 (3.80)	<b>3M</b> 4.20 (3.83)	<b>6M</b> 3.75 (3.86)	<b>12M</b> 3.75 (3.93)
----------------------------	-----------------------	-----------------------	-----------------------	------------------------

**Gustavo Rangel, New York +1 646 424 6464**

## USD/MXN

### No fear of AMLO

**Current spot: 19.15**



Source: Bloomberg, ING

- Local market concerns about the seismic shift that is about to take place in Mexico’s political landscape, with a larger-than-expected left-leaning Congressional base, barely weighed on local assets since the landslide Lopez Obrador victory on July 1.
- Ultimately, attractive valuations (FX and rates) and the market-friendly post-election rhetoric adopted by AMLO lent a persistent appreciating bias to local assets.
- FX trends seem fairly balanced, with external drivers such as the USD and general risk appetite becoming the chief near-term drivers for the MXN. We consider NAFTA more of a medium-term concern, despite signs that negotiations can regain momentum sooner than expected. The risk of rate hikes has fallen sharply, while rate cuts are more likely to be considered earlier in 2019.

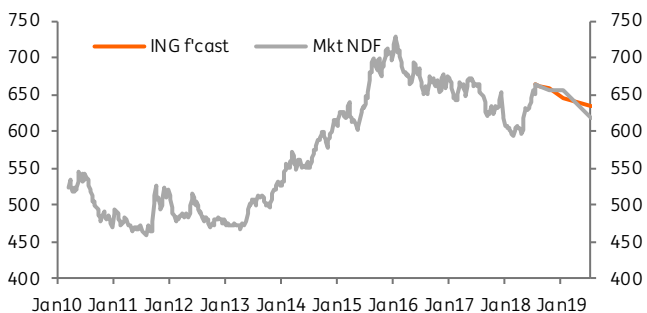
<b>ING forecasts (mkt fwd)</b>	<b>1M</b> 19.00 (19.24)	<b>3M</b> 18.80 (19.42)	<b>6M</b> 18.70 (19.70)	<b>12M</b> 18.60 (20.22)
--------------------------------	-------------------------	-------------------------	-------------------------	--------------------------

**Gustavo Rangel, New York +1 646 424 6464**

## USD/CLP

### Caught in the trade-war crossfire

**Current spot: 662.90**



Source: Bloomberg, ING

- The sharp decline in copper prices, which sank to a one-year low due to the escalation of trade-war concerns, turned the CLP into the worst-performing currency in the region, in the past month.
- Near-term prospects for the currency remain closely linked to external drivers. Additional near-term weakness is possible, but ING expects trade-war rhetoric to cool down after the US mid-term elections, suggesting firmer price levels by yearend.
- Improved domestic macro trends suggest a generally benign outlook for the CLP. The sharp mining-led recovery in economic activity is solidly under way. Inflation remains below the target but it is on the rise, confirming that an earlier-than-expected rate hike (i.e. before yearend) is a real possibility.

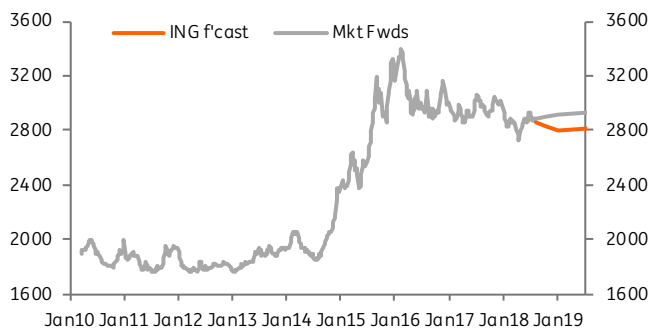
<b>ING forecasts (NDF)</b>	<b>1M</b> 662.00 (661)	<b>3M</b> 660.00 (656)	<b>6M</b> 645.00 (656)	<b>12M</b> 635.00 (620)
----------------------------	------------------------	------------------------	------------------------	-------------------------

**Gustavo Rangel, New York +1 646 424 6464**

## USD/COP

Scope for COP appreciation in catch-up with oil

**Current spot: 2887.20**



Source: Bloomberg, ING

- The COP has been an outperformer in LATAM, lagging only the MXN in its election-related relief rally, and prospects for continued outperformance are good. In particular, the correlation gap that opened up between the COP and its chief driver, oil prices, suggest that the case for a significant catch-up rally remains persuasive. Persistent supply constraints suggest that the outlook for oil prices remain relatively bullish.
- Domestic drivers are likewise relatively constructive. President-elect Iván Duque announced that Alberto Carrasquilla will take over as Finance Minister. The appointment helps alleviate concerns about Duque's commitment to the fiscal rule.
- Improved domestic demand indicators suggest meanwhile that BanRep should keep the current neutral guidance for the policy rate (4.25%) in the foreseeable future.

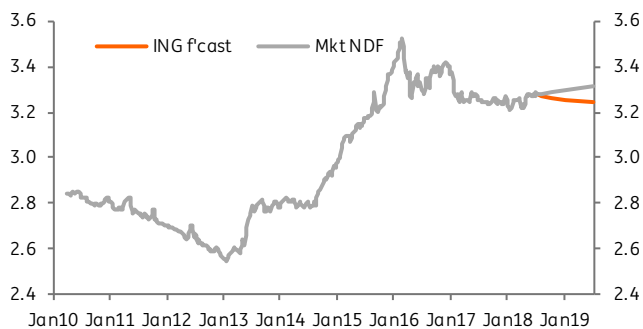
<b>ING forecasts (NDF)</b>	<b>1M</b> 2850.00 (2887)	<b>3M</b> 2830.00 (2896)	<b>6M</b> 2800.00 (2908)	<b>12M</b> 2810.00 (2936)
----------------------------	--------------------------	--------------------------	--------------------------	---------------------------

**Gustavo Rangel, New York +1 646 424 6464**

## USD/PEN

Improved macro trends help offset trade-war concerns

**Current spot: 3.28**



Source: Bloomberg, ING

- As usual, the PEN traded with the lowest volatility in the region, outperforming amid sell-offs and underperforming during rallies.
- Trade-war concerns dented the outlook for metal prices, adding downside to Peru's terms of trade. But stronger evidence of a surge in economic activity (thanks to stronger manufacturing and construction), together with the more favourable domestic political environment should be supportive for the PEN.
- Peru's BCRP cut the policy rate twice this year, to 2.75%, following the collapse in inflation seen during 1H, but greater conviction regarding economic activity together with the recent rise in inflation suggests that the BCRP should keep its "neutral" bias in the foreseeable future.

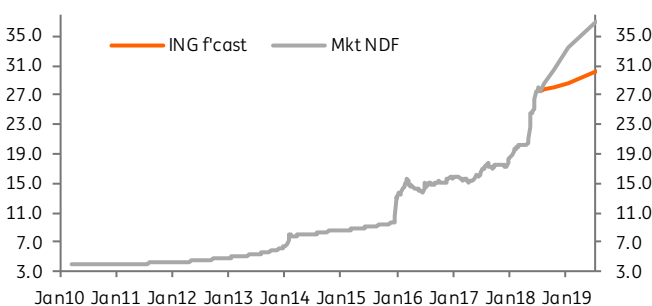
<b>ING forecasts (NDF)</b>	<b>1M</b> 3.27 (3.28)	<b>3M</b> 3.26 (3.29)	<b>6M</b> 3.25 (3.30)	<b>12M</b> 3.24 (3.31)
----------------------------	-----------------------	-----------------------	-----------------------	------------------------

**Gustavo Rangel, New York +1 646 424 6464**

## USD/ARS

An unstable balance

**Current spot: 27.62**



Source: Bloomberg, ING

- The IMF-endorsed sharply hawkish turn in policy guidance, which aims to reverse Argentina's large fiscal and current account deficits, has yet to produce a lasting local market stability.
- A cabinet reshuffle was generally well-received by the market but the damage to Argentina's macro outlook is considerable, evident in the higher inflation, lower growth, and diminished political capital to enact fiscal tightening (i.e. energy subsidies).
- The start of an FX intervention program (US\$100mn daily) along with a commitment to tight monetary policy helps limit ARS vulnerabilities but market dynamics remain too unsettled to keep high-conviction calls on ARS assets. In particular, as policy continuity remains critical to assess longer-term investor appetite towards Argentina, investors should gradually shift focus towards assessing Macri's chance to get re-elected next year.

<b>ING forecasts (NDF)</b>	<b>1M</b> 27.90 (28.65)	<b>3M</b> 28.10 (30.59)	<b>6M</b> 28.60 (33.35)	<b>12M</b> 30.10 (36.92)
----------------------------	-------------------------	-------------------------	-------------------------	--------------------------

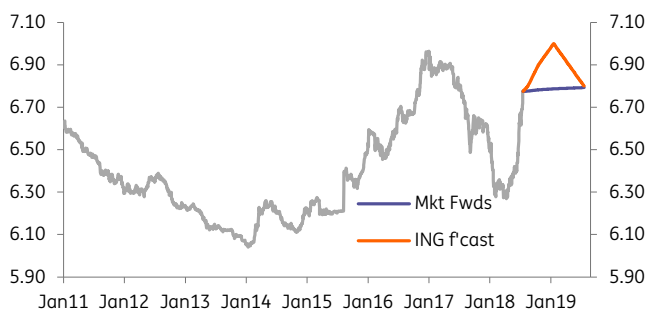
**Gustavo Rangel, New York +1 646 424 6464**

# Asia

## USD/CNY

Weaker daily fixing signals an even weaker yuan

**Current spot: 6.7727**



Source: Bloomberg, ING

- The US announcement to impose 10% tariffs on \$200 billion worth of goods surprised markets on 10 July. The yuan reacted by weakening further.
- Since then China's government has calmed asset markets by talking down the risks of trade war on the economy.
- But the central bank has weakened the yuan daily fixing rate bit by bit. This signals a weaker yuan trend ahead even intraday volatilities sometimes push yuan closing slightly stronger.
- The yuan will weaken even more if the US does not limit the tariff rate and/or the amount of goods to be imposed tariff by 30 August.

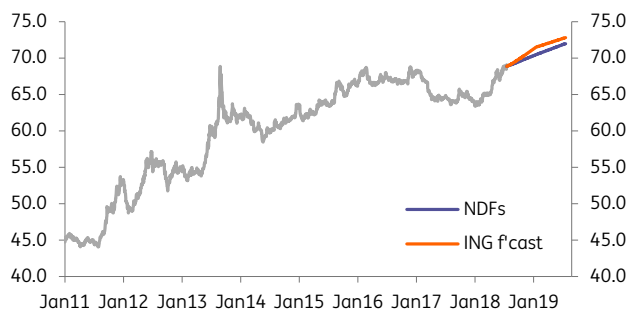
<b>ING forecasts (FWDs)</b>	<b>1M</b> 6.8000 (6.7753)	<b>3M</b> 6.9000 (6.7808)	<b>6M</b> 7.0000 (6.7855)	<b>12M</b> 6.8000 (6.7915)
-----------------------------	---------------------------	---------------------------	---------------------------	----------------------------

**Iris Pang, Hong Kong +852 2848 8071**

## USD/INR

Some stability, but not forever

**Current spot: 68.87**



Source: Bloomberg, ING

- The depreciation pressure on the INR has eased a bit since June, swinging the currency from underperformer to outperformer in the region. But the worst isn't over yet, as high oil imports cause the trade deficit to balloon. The \$45bn deficit in 1Q FY2018-19 was \$5bn wider on the year, and half of it was from oil.
- The economy slowed coming into FY2018-19 on weaker manufacturing, an increasing drag from net exports, and elevated inflation. We have cut our GDP growth forecast for the current financial year from 7.2% to 6.7%.
- A weak currency, leading to rising import prices worsens the inflation outlook. CPI inflation rose to 5% in June. RBI policy remains on track for a second rate hike at the August meeting. And we now forecast one more hike in October.

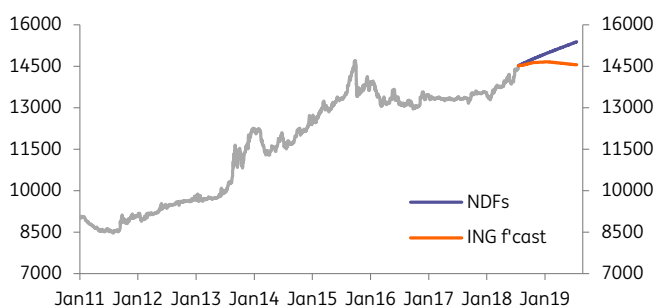
<b>ING forecasts (FWDs)</b>	<b>1M</b> 69.20 (69.10)	<b>3M</b> 70.10 (69.67)	<b>6M</b> 71.50 (70.48)	<b>12M</b> 72.80 (72.00)
-----------------------------	-------------------------	-------------------------	-------------------------	--------------------------

**Prakash Sakpal, Singapore +65 6232 6181**

## USD/IDR

BI remains vigilant

**Current spot: 14525**



Source: Bloomberg, ING

- Bank Indonesia (BI) and the government remain in stabilization mode following 100bp of hikes since May.
- IDR has traded in a range of IDR14350 to IDR14480 since BI's aggressive 50bp rate hike at its last policy rate meeting. With a more stable IDR, BI paused at the July 19 meeting.
- But the Hawkish tone remains. BI stands ready to act against any instability or significant weakness of the IDR. We expect IDR to gradually weaken in the next twelve months as BI resumes its tightening cycle in 3Q or 4Q with a total of another 75bp of hikes by end 2019. Presidential elections raise leadership and policy uncertainties. A worsening current account deficit, global trade tensions and continued US monetary policy tightening add to the local concerns.

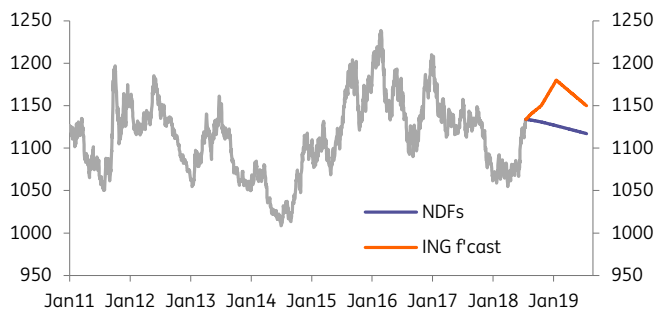
<b>ING forecasts (NDFs)</b>	<b>1M</b> 14540 (14604)	<b>3M</b> 14630 (14765)	<b>6M</b> 14660 (14985)	<b>12M</b> 14550 (15385)
-----------------------------	-------------------------	-------------------------	-------------------------	--------------------------

**Joey Cuyegkeng, Philippines +63 2479 8855**

## USD/KRW

Down, but not out

Current spot: 1134



Source: Bloomberg, ING

- If there was a peace dividend for the KRW following the Trump-Kim 'love-In' in Singapore, we can't spot it. Concern about the tech industry in the wake of China's ZTE issues with the US may be partly to blame for the KRW's regional underperformance.
- But the Korean economy has also not been looking nearly as good as it had, with exports and production slowing. This is partially transitory, the result of an old-fashioned inventory cycle. That said, there is a lasting impact, and we have trimmed our GDP forecasts as a result (2019 now 2.3% from 2.6%), and also because of the likely impact of the trade war.
- While central bank action does not look imminent, the weakness of the currency has caused import prices to spike. An eventual BoK response will depend on how the KRW evolves from now.

ING forecasts (NDFs)	1M 1140 (1133)	3M 1150 (1131)	6M 1180 (1126)	12M 1150 (1117)
----------------------	----------------	----------------	----------------	-----------------

Rob Carnell, Singapore +65 6232 6020

## USD/MYR

Trade war clouds economic outlook

Current spot: 4.0628



Source: Bloomberg, ING

- We have revised our USD/MYR forecast higher on our view that the pass-through of weak global trade to commodity prices, and then to Malaysia's export weakness, will shift the MYR from being Asia's outperformer to being one of its underperformer in the rest of the year.
- Weak exports have already started to depress manufacturing, a sign that the Malaysia's GDP growth is poised to slow. The second quarter GDP data due in mid-August will testify to this. We have cut our GDP growth forecast for 2018 to 5.2% from 5.5%.
- We have also cut our inflation forecast for this year to 1.0% from 1.8%, as 'removal' of the GST tax dented inflation below 1%. This allows more scope for stable BNM rate policy to support GDP growth.

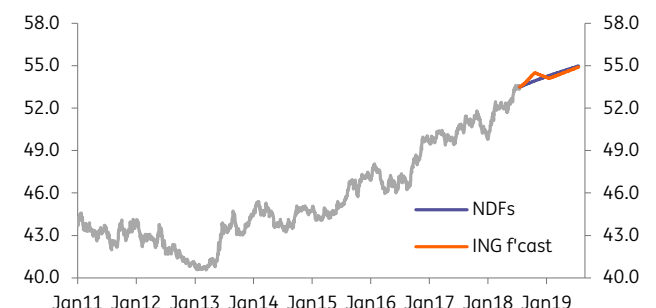
ING forecasts (FWDs)	1M 4.1000 (4.0668)	3M 4.2000 (4.0709)	6M 4.3500 (4.0741)	12M 4.1500 (4.0791)
----------------------	--------------------	--------------------	--------------------	---------------------

Prakash Sakpal, Singapore +65 6232 6181

## USD/PHP

Central bank is reluctant to take aggressive action

Current spot: 53.50



Source: Bloomberg, ING

- The PHP has stabilized since the central bank (BSP) decided to raise policy rates a second time this year in June. Some hawkish tone as well as direct market intervention has kept PHP in a narrow range of PHP53.20 to PHP53.55.
- Talk of a more aggressive BSP action came after the upside inflation surprise for June. The market started to entertain views of a 50bp hike at the next meeting, as second round effects on prices kept inflation on a rising trend. The market considers the BSP to be behind the curve with real policy rates at -1.7% in June.
- However, the recent central bank tone has dialled back policy rate expectations. A key monetary official indicated that the next policy rate hike of 25bps would likely be the last this year. Direct intervention through the use of its FX reserves is likely to continue to moderate any weakness.

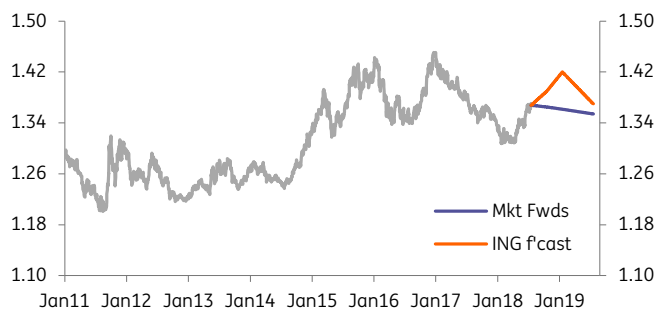
ING forecasts (NDFs)	1M 53.75 (53.65)	3M 54.50 (53.93)	6M 54.10 (54.32)	12M 54.90 (54.97)
----------------------	------------------	------------------	------------------	-------------------

Joey Cuyegkeng, Philippines +63 2479 8855

## USD/SGD

### Change of underlying assumptions

**Current spot: 1.3680**



Source: Bloomberg, ING

- The SGD has barely depreciated any less than any of its ASEAN neighbours over the last three months (Baht excluded). That suggests that the NEER has been broadly flat, rather than modestly appreciating as the MAS indicated at the April meeting.
- Indeed, the SGD NEER is broadly unchanged since April, which suggests that if this policy is still in place, it doesn't seem to be being followed mechanically.
- Indeed, recent economic performance has been quite disappointing – June NODX in particular. And we can envisage the MAS slipping policy back to neutral at the October meeting, as the Singaporean economy is vulnerable to a regional and global slowdown. We have cut our 2019 GDP forecasts this month from 2.7% to 2.5% (2018 now 2.8% from 3.2%).

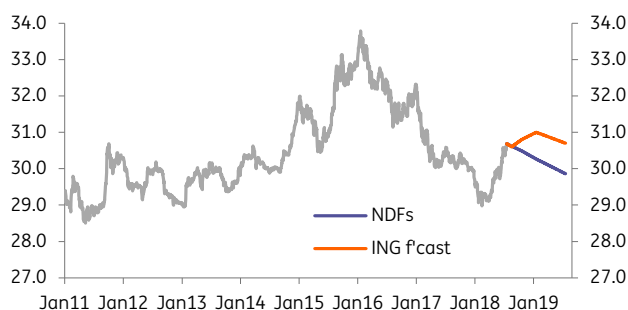
<b>ING forecasts (FWDs)</b>	<b>1M</b> 1.3750 (1.3671)	<b>3M</b> 1.3900 (1.3652)	<b>6M</b> 1.4200 (1.3617)	<b>12M</b> 1.3700 (1.3543)
-----------------------------	---------------------------	---------------------------	---------------------------	----------------------------

**Rob Carnell, Singapore +65 6232 6020**

## USD/TWD

### Taiwan central bank – can't hike, no need to cut

**Current spot: 30.69**



Source: Bloomberg, ING

- The beginning of the bilateral trade war between China and the US could benefit economies that produce substitute goods. Taiwan may be one of them. It produces electronic machinery, which can substitute for Chinese production. Agriculture too, can substitute for US produce.
- But if the trade war is long-lasting (over a year), then even economies that produce substitute goods could be unable to avoid falling profits, reduced business opportunities, and even job cuts.
- We do not think the Taiwan central bank has room to raise interest rate against this backdrop. But the economy is not bad enough to merit rate cuts either. Policy will likely remain on hold.

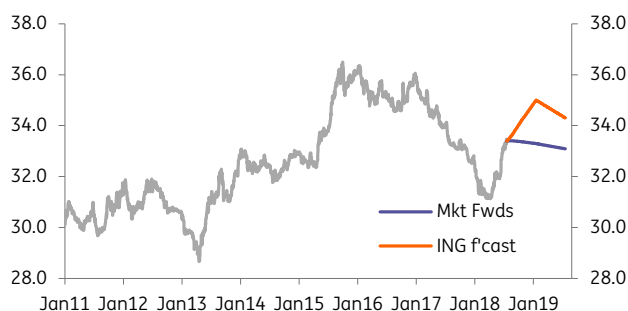
<b>ING forecasts (NDFs)</b>	<b>1M</b> 30.60 (30.63)	<b>3M</b> 30.80 (30.49)	<b>6M</b> 31.00 (30.27)	<b>12M</b> 30.70 (29.86)
-----------------------------	-------------------------	-------------------------	-------------------------	--------------------------

**Iris Pang, Hong Kong +852 2848 8071**

## USD/THB

### Falling trade surplus

**Current spot: 33.40**



Source: Bloomberg, ING

- The THB has lost 4.4% of its value against the USD since June, the third-most after the KRW and the CNY. This comes as a test of claims of insensitivity of local financial markets to external turmoil due to low foreign ownership.
- A shift of the THB from Asia's outperformer in 2017 to underperformer this year may be ascribed to Thailand's falling trade surplus. The \$1.9bn trade surplus in the first five months of 2018 was \$3.8bn narrower than year ago. This was associated with \$1.4bn narrowing in the current surplus to \$17.3bn.
- The global trade war raises the risk of GDP growth slipping below 4% and inflation ticking higher in the rest of 2018. We don't think the central bank (BoT) will rush to tighten policy this year.

<b>ING forecasts (FWDs)</b>	<b>1M</b> 33.60 (33.41)	<b>3M</b> 34.20 (33.37)	<b>6M</b> 35.00 (33.30)	<b>12M</b> 34.30 (33.10)
-----------------------------	-------------------------	-------------------------	-------------------------	--------------------------

**Prakash Sakpal, Singapore +65 6232 6181**

## ING foreign exchange forecasts

EUR cross rates	Spot	1M	3M	6M	12M	USD cross rates	Spot	1M	3M	6M	12M
<b>Developed FX</b>											
EUR/USD	1.17	1.17	1.17	1.23	1.30						
EUR/JPY	130.3	129.87	128.70	135.30	136.50	USD/JPY	111.31	111	110	110	105
EUR/GBP	0.89	0.90	0.88	0.88	0.86	GBP/USD	1.31	1.30	1.36	1.39	1.48
EUR/CHF	1.16	1.16	1.16	1.20	1.23	USD/CHF	0.99	0.99	0.99	0.98	0.95
EUR/NOK	9.57	9.45	9.40	9.30	9.25	USD/NOK	8.18	8.08	8.03	7.56	7.12
EUR/SEK	10.36	10.50	10.80	11.00	11.00	USD/SEK	8.86	8.97	9.23	8.94	8.46
EUR/DKK	7.451	7.450	7.450	7.455	7.460	USD/DKK	6.37	6.37	6.37	6.06	5.74
EUR/CAD	1.54	1.54	1.52	1.57	1.63	USD/CAD	1.316	1.32	1.30	1.28	1.25
EUR/AUD	1.58	1.67	1.67	1.66	1.67	AUD/USD	0.74	0.70	0.70	0.74	0.78
EUR/NZD	1.72	1.80	1.80	1.76	1.73	NZD/USD	0.68	0.65	0.65	0.70	0.75
<b>EMEA</b>											
EUR/PLN	4.33	4.30	4.25	4.20	4.17	USD/PLN	3.70	3.68	3.63	3.41	3.21
EUR/HUF	326.3	330	330	325	320	USD/HUF	278.8	282	282	264	246
EUR/CZK	25.86	25.8	25.5	25.2	24.8	USD/CZK	22.10	22.1	21.8	20.5	19.1
EUR/RON	4.65	4.67	4.67	4.70	4.66	USD/RON	3.97	3.99	3.99	3.82	3.58
EUR/HRK	7.40	7.38	7.37	7.35	7.33	USD/HRK	6.32	6.31	6.30	5.98	5.64
EUR/RSD	118.0	118.0	118.0	116.0	114.0	USD/RSD	100.9	100.9	100.9	94.3	87.7
EUR/RUB	73.88	73.7	72.5	73.8	76.7	USD/RUB	63.14	63.0	62.0	60.0	59.0
EUR/TRY	5.55	5.67	5.67	6.03	6.57	USD/TRY	4.74	4.85	4.85	4.90	5.05
EUR/ZAR	15.84	16.0	16.1	16.3	16.3	USD/ZAR	13.53	13.70	13.75	13.25	12.50
EUR/ILS	4.26	4.21	4.21	4.37	4.55	USD/ILS	3.64	3.60	3.60	3.55	3.50
<b>LATAM</b>											
EUR/BRL	4.44	4.56	4.91	4.61	4.88	USD/BRL	3.80	3.90	4.20	3.75	3.75
EUR/MXN	22.41	22.2	22.0	23.0	24.2	USD/MXN	19.15	19.00	18.80	18.70	18.60
EUR/CLP	775.70	775	772	793	826	USD/CLP	662.90	662	660	645	635
EUR/ARS	32.32	32.64	32.88	35.18	39.13	USD/ARS	27.62	27.90	28.10	28.60	30.10
EUR/COP	3348.00	3335	3311	3444	3653	USD/COP	2887.20	2850	2830	2800	2810
EUR/PEN	3.84	3.83	3.81	4.00	4.21	USD/PEN	3.28	3.27	3.26	3.25	3.24
<b>Asia</b>											
EUR/CNY	7.95	7.96	8.07	8.61	8.84	USD/CNY	6.79	6.80	6.90	7.00	6.80
EUR/HKD	9.18	0.00	0.00	0.00	0.00	USD/HKD	7.85	0.00	0.00	0.00	0.00
EUR/IDR	16957	17012	17117	18032	18915	USD/IDR	14482	14540	14630	14660	14550
EUR/INR	80.66	81.0	82.0	87.9	94.6	USD/INR	68.86	69.20	70.10	71.50	72.80
EUR/KRW	1324.85	1334	1346	1451	1495	USD/KRW	1131.22	1140	1150	1180	1150
EUR/MYR	4.76	4.80	4.91	5.35	5.40	USD/MYR	4.06	4.10	4.20	4.35	4.15
EUR/PHP	62.62	62.9	63.8	66.5	71.4	USD/PHP	53.49	53.75	54.5	54.1	54.9
EUR/SGD	1.60	1.61	1.63	1.75	1.78	USD/SGD	1.37	1.38	1.39	1.42	1.37
EUR/TWD	35.95	35.8	36.0	38.1	39.9	USD/TWD	30.64	30.6	30.8	31.0	30.7
EUR/THB	39.14	39.3	40.0	43.1	44.6	USD/THB	33.44	33.6	34.2	35.0	34.3

Source: Bloomberg, ING



## Research Analyst Contacts

Developed Markets		Title	Telephone	Email
London	Mark Cliffe	Head of Global Markets Research	44 20 7767 6283	mark.cliffe@ing.com
	James Knightley	Chief International Economist	44 20 7767 6614	james.knightley@ing.com
	James Smith	Economist, Developed Markets	44 20 7767 1038	james.smith@ing.com
	Jonas Goltermann	Economist, Developed Markets	44 20 7767 6909	jonas.goltermann@ing.com
	Carlo Cocuzzo	Economist	44 20 7767 5306	carlo.cocuzzo@ing.com
	Chris Turner	Global Head of Strategy and Head of EMEA and LATAM Research	44 20 7767 1610	chris.turner@ing.com
	Petr Krpata	Chief EMEA FX and IR Strategist	44 20 7767 6561	petr.krpata@ing.com
	Viraj Patel	Foreign Exchange Strategist	44 20 7767 6405	viraj.patel@ing.com
	Padhraic Garvey	Global Head of Debt and Rates Strategy	44 20 7767 8057	padhraic.garvey@ing.com
	Juan Carrion	Head of High Yield Research	44 20 7767 8379	juan.carrion.jr@ing.com
Amsterdam	Maarten Leen	Head of Macro Economics	31 20 563 4406	maarten.leen@ing.com
	Teunis Brosens	Senior Economist, Eurozone	31 20 563 6167	teunis.brosens@ing.com
	Bert Colijn	Senior Economist, Eurozone	31 20 563 4926	bert.colijn@ing.com
	Raoul Leering	Head of International Trade Analysis	31 20 563 4407	raoul.leering@ing.com
	Joanna Konings	Senior Economist, International Trade Analysis	31 20 576 4366	joanna.konings@ing.com
	Timme Spakman	Economist, International Trade Analysis	31 20 576 4469	timme.spakman@ing.com
	Marieke Blom	Chief Economist, Netherlands	31 20 576 0465	marieke.blom@ing.nl
	Marcel Klok	Senior Economist, Netherlands	31 20 576 0465	marcel.klok@ing.nl
	Jeroen van den Broek	Head of DM Strategy and Research	31 20 563 8959	jeroen.van.den.broek@ing.com
	Maureen Schuller	Head of Covered Bond Strategy and Financials Research	31 20 563 8941	maureen.schuller@ing.com
	Martin van Vliet	Senior Rates Strategist	31 20 563 8801	martin.van.vliet@ing.com
	Benjamin Schroeder	Senior Rates Strategist	31 20 563 8955	benjamin.schroeder@ing.com
	Hamza Khan	Head of Commodities Strategy	31 20 563 8958	hamza.khan@ing.com
	Warren Patterson	Commodities Strategist	31 20 563 8921	warren.patterson@ing.com
	Oliver Nugent	Commodities Strategist	31 20 563 8892	oliver.nugent@ing.com
	Suvi Platerink Kosonen	Senior Credit Analyst, Financials	31 20 563 8029	suvi.platerink@ing.com
	Nadège Tillier	Senior Credit Analyst, Utilities	31 20 563 8967	nadege.tillier@ing.com
	Hendrik Wiersma	Senior Credit Analyst, TMT	31 20 563 8961	hendrik.wiersma@ing.com
	Job Veenendaal	Credit Analyst, Consumer Products and Retail	31 20 563 8956	job.veenendaal@ing.com
Roelof-Jan van den Akker	Head of Technical Analysis	31 20 563 8178	roelof-jan.van.den.akker@ing.com	
Brussels	Peter Vanden Houte	Chief Economist, Belgium, Eurozone	32 2 547 8009	peter.vandenhoute@ing.be
	Julien Manceaux	Senior Economist, France, Belgium, Switzerland	32 2 547 3350	julien.manceaux@ing.be
	Philippe Ledent	Senior Economist, Belgium, Luxembourg	32 2 547 3161	philippe.ledent@ing.be
	Steven Trypsteen	Economist, Spain, Portugal	32 2 547 3379	steven.trypsteen@ing.be
	Charlotte de Montpellier	Economist, Switzerland	32 2 547 3386	charlotte.de.montpellier@ing.be
Frankfurt	Carsten Brzeski	Chief Economist, Germany, Austria	49 69 27 222 64455	c.brzeski@ing-diba.de
	Inga Fechner	Economist, Germany, Austria	49 69 27 222 66131	inga.fechner@ing-diba.de
Milan	Paolo Pizzoli	Senior Economist, EMU, Italy, Greece	39 02 55226 2468	paolo.pizzoli@ing.it
Emerging Markets		Title	Telephone	Email
New York	Gustavo Rangel	Chief Economist, LATAM	1 646 424 6464	gustavo.rangel@ing.com
London	Nicholas Smallwood	Senior Emerging Markets Credit Analyst	44 20 7767 1045	nicholas.smallwood@ing.com
	Trieu Pham	Emerging Markets Sovereign Debt Strategist	44 20 7767 6746	dong.trieu.pham@ing.com
Czech Rep	Jakub Seidler	Chief Economist, Czech Republic	420 257 47 4432	jakub.seidler@ing.com
Hong Kong	Iris Pang	Economist, Greater China	852 2848 8071	iris.pang@asia.ing.com
Hungary	Péter Virovác	Senior Economist, Hungary	36 1 235 8757	peter.virovacz@ing.com
Philippines	Joey Cuyegkeng	Senior Economist, Philippines	632 479 8855	joey.cuyegkeng@asia.ing.com
Poland	Rafal Benecki	Chief Economist, Poland	48 22 820 4696	rafal.benecki@ingbank.pl
	Piotr Poplawski	Senior Economist, Poland	48 22 820 4078	piotr.poplawski@ingbank.pl
	Jakub Rybacki	Economist, Poland	48 22 820 4608	jakub.rybacki@ingbank.pl
	Karol Pogorzelski	Economist, Poland	48 22 820 4891	karol.pogorzelski@ingbank.pl
Romania	Ciprian Dascalu	Chief Economist, Romania	40 31 406 8990	ciprian.dascalu@ing.com
	Valentin Tataru	Economist, Romania	40 31 406 8991	valentin.tataru@ing.com
Russia	Egor Fedorov	Senior Credit Analyst, Russia and CIS	7 495 755 5480	egor.fedorov@ingbank.com
Singapore	Rob Carnell	Chief Economist & Head of Research, Asia-Pacific	65 6232 6020	robert.carnell@asia.ing.com
	Prakash Sakpal	Economist, Asia	65 6232 6181	prakash.sakpal@asia.ing.com
Turkey	Muhammet Mercan	Chief Economist, Turkey	90 212 329 0751	muhammet.mercan@ingbank.com.tr

# Disclosures Appendix

## **ANALYST CERTIFICATION**

The analyst(s) who prepared this report hereby certifies that the views expressed in this report accurately reflect his/her personal views about the subject securities or issuers and no part of his/her compensation was, is, or will be directly or indirectly related to the inclusion of specific recommendations or views in this report.

## **IMPORTANT DISCLOSURES**

**Company disclosures are available from the disclosures page on our website at <http://research.ing.com>.**

The *remuneration of research analysts* is not tied to specific investment banking transactions performed by ING Group although it is based in part on overall revenues, to which investment banking contribute.

*Securities prices:* Prices are taken as of the previous day's close on the home market unless otherwise stated.

*Conflicts of interest policy.* ING manages conflicts of interest arising as a result of the preparation and publication of research through its use of internal databases, notifications by the relevant employees and Chinese walls as monitored by ING Compliance. For further details see our research policies page at <http://research.ing.com>.

*Research analyst(s):* The research analyst(s) for this report may not be registered/qualified as a research analyst with the NYSE and/or NASD. The research analyst(s) for this report may not be an associated person of ING Financial Markets LLC and therefore may not be subject to Rule 2241 and Rule 2242 restrictions on communications with a subject company, public appearances and trading securities held by the research analyst's account.

## **FOREIGN AFFILIATES DISCLOSURES**

Each ING legal entity which produces research is a subsidiary, branch or affiliate of ING Bank N.V. See back page for the addresses and primary securities regulator for each of these entities.

<b>AMSTERDAM</b> Tel: 31 20 563 8955	<b>BRUSSELS</b> Tel: 32 2 547 2111	<b>LONDON</b> Tel: 44 20 7767 1000	<b>NEW YORK</b> Tel: 1 646 424 6000	<b>SINGAPORE</b> Tel: 65 6535 3688
<b>Bratislava</b> Tel: 421 2 5934 6111	<b>Frankfurt</b> Tel: 49 69 75936 519	<b>Madrid</b> Tel: 34 91 789 8880	<b>Paris</b> Tel: 33 1 56 39 32 84	<b>Sofia</b> Tel: 359 2 917 6400
<b>Bucharest</b> Tel: 40 21 222 1600	<b>Geneva</b> Tel: 41 22 592 3079	<b>Manila</b> Tel: 63 2 479 8888	<b>Prague</b> Tel: 420 257 474 111	<b>Taipei</b> Tel: 886 2 8729 7600
<b>Budapest</b> Tel: 36 1 235 8800	<b>Hong Kong</b> Tel: 852 2848 8488	<b>Mexico City</b> Tel: 52 55 5258 2000	<b>Sao Paulo</b> Tel: 55 11 4504 6000	<b>Tokyo</b> Tel: 81 3 3217 0301
<b>Buenos Aires</b> Tel: 54 11 4310 4700	<b>Istanbul</b> Tel: 90 212 335 1000	<b>Milan</b> Tel: 39 02 55226 2468	<b>Seoul</b> Tel: 82 2 317 1800	<b>Warsaw</b> Tel: 48 22 820 4696
<b>Dublin</b> Tel: 353 1 638 4000	<b>Kiev</b> Tel: 380 44 230 3030	<b>Moscow</b> Tel: 7 495 755 5400	<b>Shanghai</b> Tel: 86 21 2020 2000	

**Research offices:** legal entity/address/primary securities regulator

<b>Amsterdam</b>	ING Bank NV, Foppingadreef 7, Amsterdam, Netherlands, 1102BD. <i>Netherlands Authority for the Financial Markets</i>
<b>Brussels</b>	ING Belgium SA/NV, Avenue Marnix 24, Brussels, Belgium, B-1000. <i>Financial Services and Market Authority (FSMA)</i>
<b>Bucharest</b>	ING Bank NV Amsterdam - Bucharest Branch, 48 Iancu de Hunedoara Bd, 011745, Bucharest 1, Romania. <i>Financial Supervisory Authority, Romanian National Bank</i>
<b>Budapest</b>	ING Bank NV Hungary Branch, Dozsa Gyorgy ut 84B, H - 1068 Budapest, Hungary. <i>National Bank of Hungary</i>
<b>Frankfurt</b>	ING-DiBa AG, Theodor-Heuss-Allee 2, 60486 Frankfurt, Germany. <i>Bundesanstalt für Finanzdienstleistungsaufsicht (BaFin)</i>
<b>Hong Kong</b>	ING Bank NV, Hong Kong Branch, 8/F, Three Pacific Place, 1 Queens' Road East, Hong Kong. <i>Hong Kong Securities and Futures Commission</i>
<b>Istanbul</b>	ING Bank AS, ING Bank Headquarters, Resitpasa Mahallesi Eski Buyukdere Cad. No.8, 34467 Sariyer, Istanbul, Turkey. <i>Capital Markets Board</i>
<b>London</b>	ING Bank NV London Branch, 8-10 Moorgate, London EC2R 6DA, United Kingdom. <i>Financial Conduct Authority</i>
<b>Manila</b>	ING Bank NV Manila Branch, 20/F Tower One, Ayala Triangle, Ayala Avenue, 1226 Makati City, Philippines. <i>Philippine Securities and Exchange Commission</i>
<b>Milan</b>	ING Bank NV Milano, Via Arbe, 49, Milano, Italy, 20125. <i>Commissione Nazionale per le Società e la Borsa</i>
<b>Moscow</b>	ING Bank (Eurasia) JSC, 36, Krasnoproletarskaya ulitsa, 127473, Moscow, Russia. <i>The Central Bank of Russia</i>
<b>New York</b>	ING Financial Markets LLC, 1133 Avenue of the Americas, New York, United States, 10036. <i>Securities and Exchange Commission</i>
<b>Prague</b>	ING Bank NV, Prague Branch, Českomoravská 2420/15, Prague 9, Czech Republic. <i>Czech National Bank</i>
<b>Singapore</b>	ING Bank NV Singapore Branch, 1 Wallich Street, 12-01 Guoco Tower, Singapore 078881. <i>Monetary Authority of Singapore</i>
<b>Warsaw</b>	ING Bank Slaski SA, Ul. Pulawska 2, Warsaw, Poland, 02-566. <i>Polish Financial Supervision Authority</i>

**Disclaimer**

This report has been prepared on behalf of ING (being for this purpose the Wholesale Banking business of ING Bank NV and certain of its subsidiary companies) solely for the information of its clients. ING forms part of ING Group (being for this purpose ING Groep NV and its subsidiary and affiliated companies). It is not investment advice or an offer or solicitation for the purchase or sale of any financial instrument. While reasonable care has been taken to ensure that the information contained herein is not untrue or misleading at the time of publication, ING makes no representation that it is accurate or complete. The information contained herein is subject to change without notice. ING Group and any of its officers, employees, related and discretionary accounts may, to the extent not disclosed above and to the extent permitted by law, have long or short positions or may otherwise be interested in any transactions or investments (including derivatives) referred to in this report. In addition, ING Group may provide banking, insurance or asset management services for, or solicit such business from, any company referred to in this report. Neither ING Group nor any of its officers or employees accepts any liability for any direct or consequential loss arising from any use of this report or its contents. Copyright and database rights protection exists in this report and it may not be reproduced, distributed or published by any person for any purpose without the prior express consent of ING. All rights are reserved. Any investments referred to herein may involve significant risk, are not necessarily available in all jurisdictions, may be illiquid and may not be suitable for all investors. The value of, or income from, any investments referred to herein may fluctuate and/or be affected by changes in exchange rates. Past performance is not indicative of future results. Investors should make their own investigations and investment decisions without relying on this report. Only investors with sufficient knowledge and experience in financial matters to evaluate the merits and risks should consider an investment in any issuer or market discussed herein and other persons should not take any action on the basis of this report. Clients should contact analysts at, and execute transactions through, an ING entity in their home jurisdiction unless governing law permits otherwise. Additional information is available on request. **Country-specific disclosures: EEA:** This report constitutes "investment research" for the purposes of the Markets in Financial Instruments Directive and as such contains an objective or independent explanation of the matters contained herein. Any recommendations contained in this report must not be relied on as investment advice based on the recipient's personal circumstances. If further clarification is required on words or phrases used in this report, the recipient is recommended to seek independent legal or financial advice. **Hong Kong:** This report is distributed in Hong Kong by ING Bank N.V., Hong Kong Branch which is licensed by the Securities and Futures Commission of Hong Kong under the Securities and Futures Ordinance (Chapter 571 of the Laws of Hong Kong) ("SFO"). This document does not constitute a solicitation or an offer of securities or an invitation to the public within the meaning of the SFO. This report is to be circulated only to "professional investors" as defined in the SFO. **Italy:** This report is issued in Italy only to persons described in Article No. 58 of Consob Regulation No. 16190. **Singapore:** This document is provided in Singapore by or through ING Bank N.V., Singapore Branch and is provided only to accredited investors, expert investors and institutional investors, as defined in Section 4A of the Securities and Futures Act, Cap. 289. If you are an accredited investor or expert investor, please be informed that in ING's dealings with you, ING is relying on the following exemptions to the Financial Advisers Act, Cap. 110 ("FAA"): (1) the exemption in Regulation 33 of the Financial Advisers Regulations ("FAR"), which exempts ING from complying with Section 25 of the FAA on disclosure of product information to clients; (2) the exemption set out in Regulation 34 of the FAR, which exempts ING from complying with Section 27 of the FAA on recommendations; and (3) the exemption set out in Regulation 35 of the FAR, which exempts ING from complying with Section 36 of the FAA on disclosure of certain interests in securities. **United Kingdom:** This report is issued in the United Kingdom by ING Bank N.V., London Branch only to persons described in Articles 19, 47 and 49 of the Financial Services and Markets Act 2000 (Financial Promotion) Order 2005 and is not intended to be distributed, directly or indirectly, to any other class of persons (including private investors). **United States:** Any person wishing to discuss this report or effect transactions in any security discussed herein should contact ING Financial Markets LLC, which is a member of the NYSE, FINRA and SIPC and part of ING, and which has accepted responsibility for the distribution of this report in the United States under applicable requirements. The distribution of this report in other jurisdictions may be restricted by law or regulation and persons into whose possession this document comes should inform themselves about, and observe, any such restrictions.